

## Ventilation Equipment 304 S/S Wall Hood+Filters 3200X1600mm

ITEM # \_\_\_\_\_

MODEL # \_\_\_\_\_

NAME # \_\_\_\_\_

SIS # \_\_\_\_\_

AIA # \_\_\_\_\_



640206 (EPF1632)

304 stainless steel Wall Hood with filters

### Short Form Specification

Item No. \_\_\_\_\_

Constructed in 304 AISI stainless steel. Continuously welded joints. Equipped with labyrinth filters (positioned on front) in 304 AISI stainless steel, blind panels in 304 AISI stainless steel, grease collecting trough all around and condensate drain sleeve. The rear baffle directs the fumes towards the filter surface, condensing the steam which is then conveyed through the outer ducting into the discharge. Suitable for use where large volumes of steam must be exhausted (i.e. ovens, dishwashers, pan washers, etc.)

### Main Features

- External panels with upturned edges to avoid injuries.
- Prearranged for installation of lighting.
- Perimetral welded gutter with condensate drain (diam.= 3/8").
- Low noise level.

### Construction


- Eyebolts and screw anchors for ceiling installation.
- Labyrinth filters guarantee constant filtration to avoid clogging and to protect against fire.
- 304 AISI stainless steel blind panels for a correct exhaustion.
- Outlet holes are sized in order to minimize drops in pressure.
- Internal baffle to facilitate steam condensation and collection.
- Entirely constructed in 304 AISI stainless steel.
- 304 AISI stainless steel labyrinth filters easily removable for cleaning.

### Included Accessories

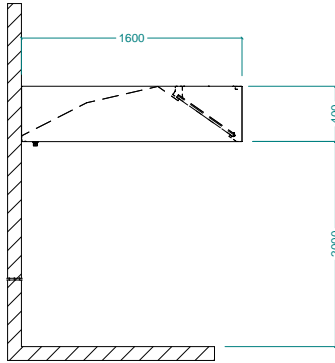
- 6 of 304 Stainless steel labyrinth filter PNC 640050 (h=350 mm)

APPROVAL: \_\_\_\_\_

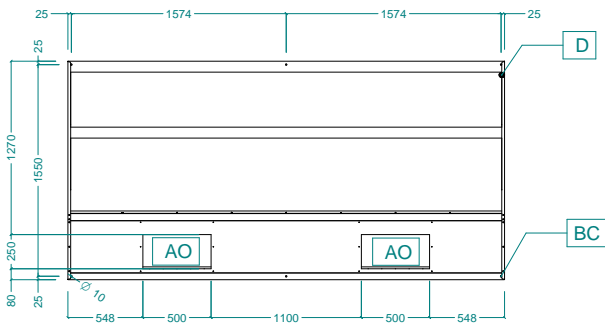
Front



Side



Top


**Key Information:**

<b>External dimensions, Width:</b>	
640206 (EPF1632)	3200 mm
<b>External dimensions, Depth:</b>	1600 mm
<b>External dimensions, Height:</b>	400 mm
<b>Net weight:</b>	118 kg

**Air Emission:**

<b>Air capacity:</b>	5700 mc/h
----------------------	-----------